

Springfield Junior School (URN: 143953)

This is a new academy which opened on 1 June 2017.
Go to [Springfield Junior School](#) for the previous record.

Key stage 2

This is final data for 2022/23.

Progress in reading, writing and maths

Reading

Number of pupils = 59

Pupils with adjusted scores = 2

Well below average -4.02

Confidence interval
-5.6 to -2.4

Writing

Number of pupils = 58

Pupils with adjusted scores = 2

Well below average -2.77

Confidence interval
-4.3 to -1.2

Maths

Number of pupils = 59

Pupils with adjusted scores = 3

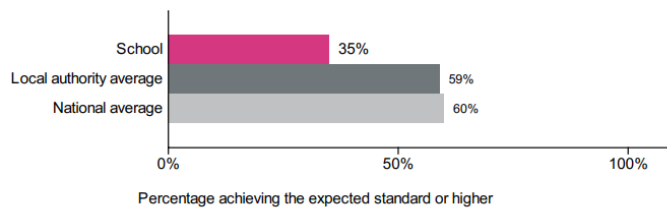
Below average -2.43

Confidence interval
-3.9 to -0.9

Reading, writing and maths combined

Percentage of pupils achieving the expected standard or higher

Number of pupils = 60



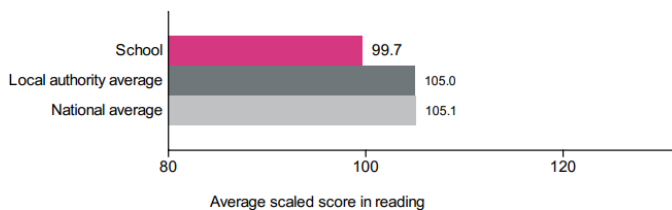
Percentage of pupils achieving the higher standard

Number of pupils = 60

Average scaled score in:

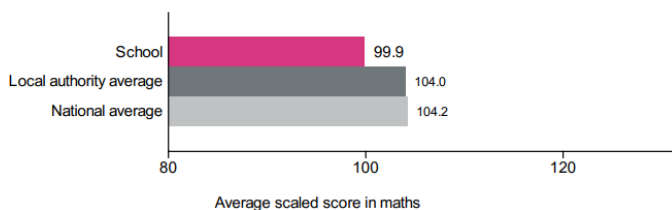
Reading

Number of pupils = 60



Maths

Number of pupils = 60



Junior schools

We know from national data that pupils at junior schools, on average, have higher attainment scores at the end of key stage 2 than pupils at all other primary schools. However, on average, they also have lower progress scores. This may be for a variety of reasons and should be taken into account when comparing their results to schools which start educating their pupils from the beginning of key stage 1.